Colton History Society



Time Capsule
Village Survey Analysis

Contents

Page 2	Preface: Background Information Key facts taken from the 2001 Census of the Village	
Page 3	Survey Form delivered to every dwelling in February 2009	
Page 4	Chart:	Response % by category
Page 5	Text:	Response % by category
Page 6	Chart:	Villagers Place of Birth
Page 7	Text:	Villagers Place of Birth
Page 8	Map:	Villagers Place of Birth
Page 9	Table:	Villagers Place of Birth
Page 10	Table:	Occupations
Page 11	Text:	Occupations
Page 12	Chart:	Method of Travel to Work / School
Page 13	Text:	Method of Travel to Work / School
Page 14	Chart:	Travel and Time at Colton
Page 15	Text:	Travel and Time at Colton
Page 16	Chart:	Hobbies and Interests
Page17	Text:	Hobbies and Interests
Page18	Chart:	Broadband and Satellite connections
Page 19	Text:	Broadband and Satellite connections
Page 20		Questions and Answers

Preface – Background Information

The information on this page is taken from the Office of National Statistics 2001 Census of the Parish of Colton

288	The number of Dwellings
278	The number of households designated White Ethnic Group
702	Total Population
356	Male population
346	Female population
2.52	Average household size (people)
6.37	Average number of rooms per household
261	Households with central heating and bath / shower / toilet
220	Owner occupied households
56	Single person households
22	House holds with No cars /vans per household
98	House holds with One car / van per household
120	House holds with Two cars / vans per household
39	House holds with Three or more cars / vans per household
470	Total number of cars / vans in the Parish

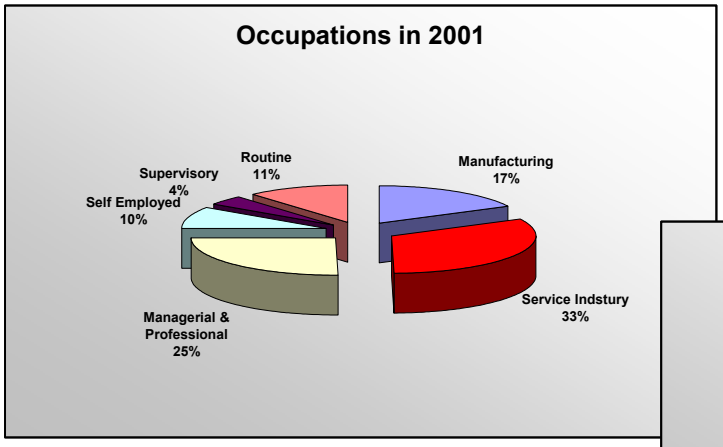

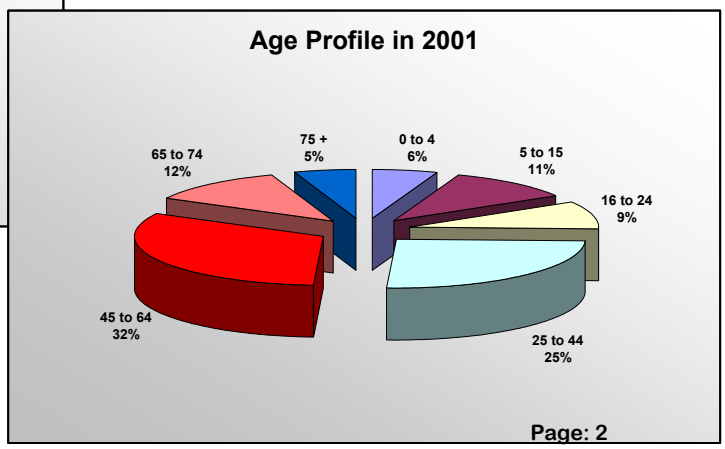

Colton History Society

Time Capsule Project - Village Survey

If you wish to remain anonomous leave the Address Box Blank. Similarly if you do not want to record your age, enter <18. 18 to 50. or >50.

SECTION 1.

PLEASE COMPLETE THE BOXES BELOW WITH HOUSEHOLD INFORMATION

ADDRESS	NUMBER OF ADULTS AT HOUSE	NUMBER UNDER 16yrs AT HOUSE	NUMBER OF CARS AT HOUSE	HOW LONG AT THIS ADDRESS	BROADBAND CONNECTION ?	SATELLITE T.V.?

SECTION 2.

PLEASE COMPLETE A SEPARATE LINE FOR EACH MEMBER OF THE HOUSEHOLD

FULL NAME	AGE <18: 18 to 50: >50	MALE / FEMALE & PLACE of BIRTH	OCCUPATION or SCHOOL	DISTANCE TO WORKPLACE	TRAVEL TIME & METHOD to WORK	HOBBIES & INTERESTS

SECTION 3.

PLEASE NOTE OVERLEAF ANY ADDITIONAL COMMENTS OR OBSERVATIONS YOU MAY WISH TO MAKE. & ENCLOSE PHOTOGRAPH(S) IF YOU WISH

Colton Time Capsule Survey 2009

Responses as % of Total Village in that Category

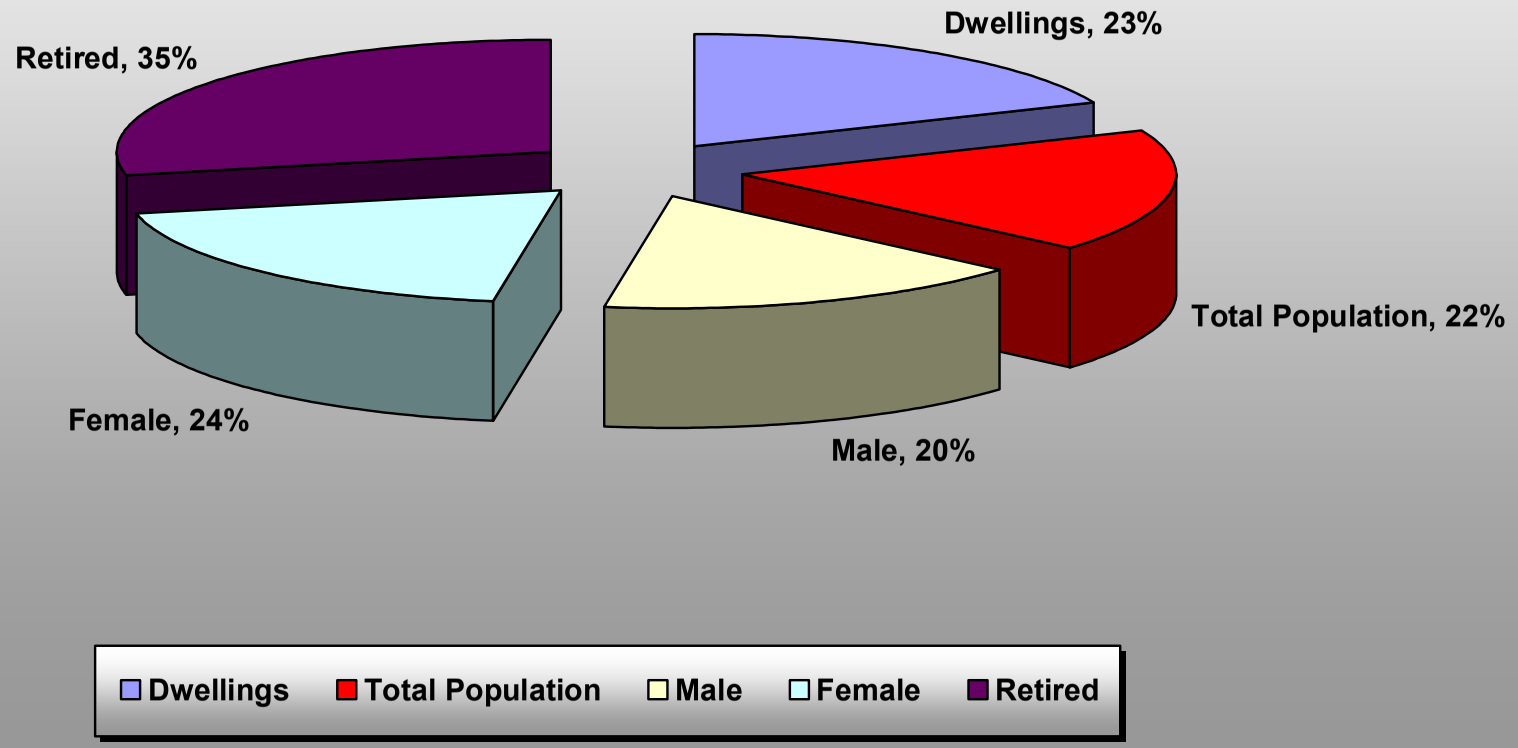

Colton Time Capsule Project 2009
Responses as % of Total Village in that Category

23% of the Dwellings in the village responded to our Survey Form

22% of the Village population were represented by the responses

20% of the Male population were represented by the responses

24% of the Female population were represented by the responses

35% of the Retired population of were represented by the responses

23% is an excellent response and higher than would be expected for such a survey

It is not surprising that a greater % of the retired population responded, they would have had more time and inclination

The History Society is appreciative of such a magnificent response

Colton Time Capsule Survey 2009
Villager's Place of Birth

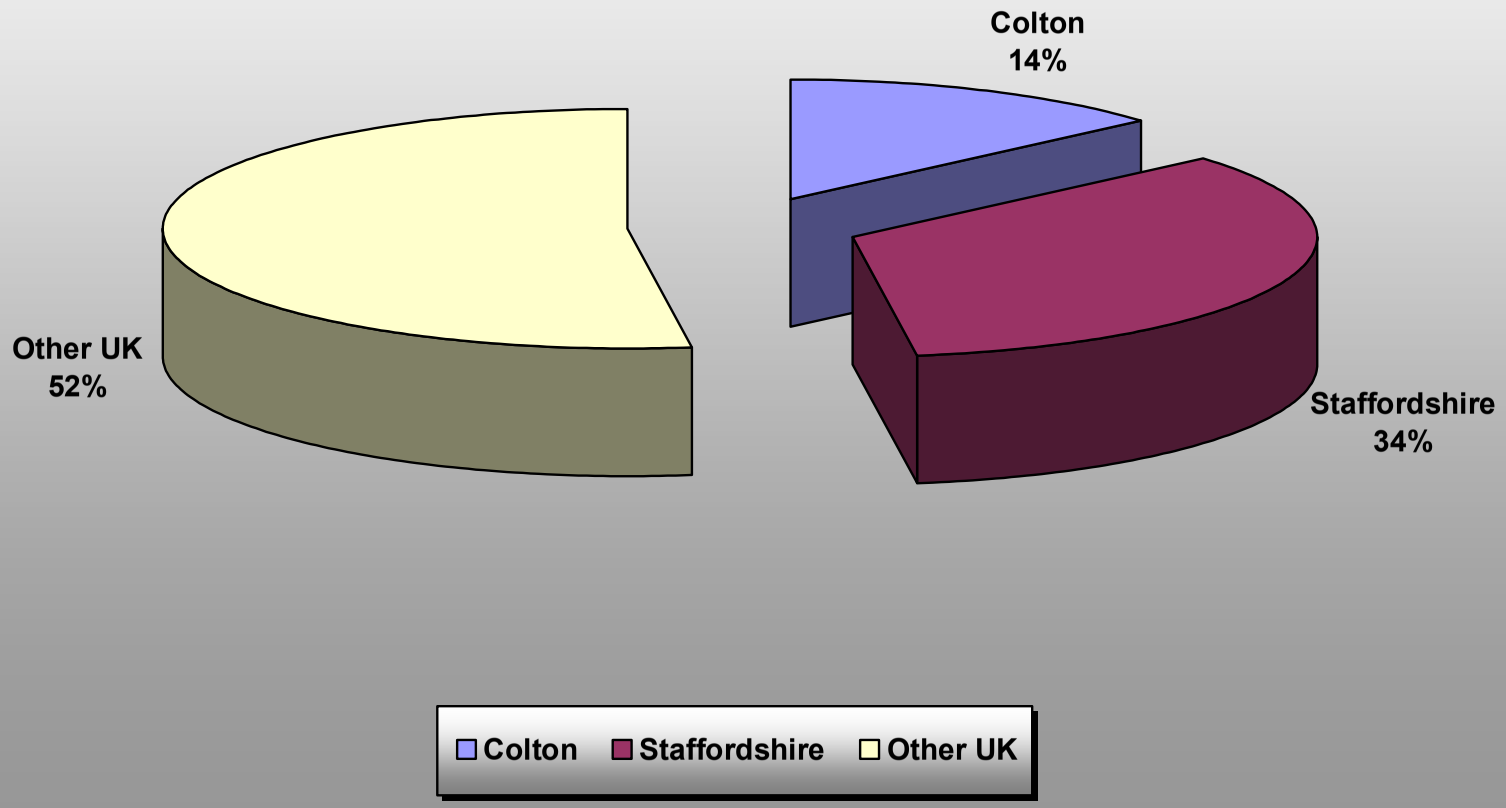

Colton Time Capsule Project 2009
Villagers Place of Birth

14% of responses were from people living and born in the village

34% of responses were from people living in the village and born in Staffordshire

Of these 25 were recorded as born in Burton upon Trent and Stafford, it is reasonable to assume that some of these would have been villagers born in the hospitals at Burton and Stafford. If it were assumed that all 25 were births of villagers the responses from those living and born in the village would increase from 14% to nearer 30% and the Staffordshire figure would reduce accordingly

52% of responses were from people living in the village and born in other parts of the U.K.

This 52% can be broken down to give the following:

East Midlands 14%	Ireland 1%	North East 8%
North West 4%	South 20%	Wales 5%
Welsh Borders 5%	West Midlands 44%	

81% of villagers were born in Colton in 1891, with a further 11% being born within 10 miles radius 5% came from within a 100 mile radius and 3% from further a field (Ireland & Scotland)

Colton Time Capsule Survey 2009

Residents Places of Birth

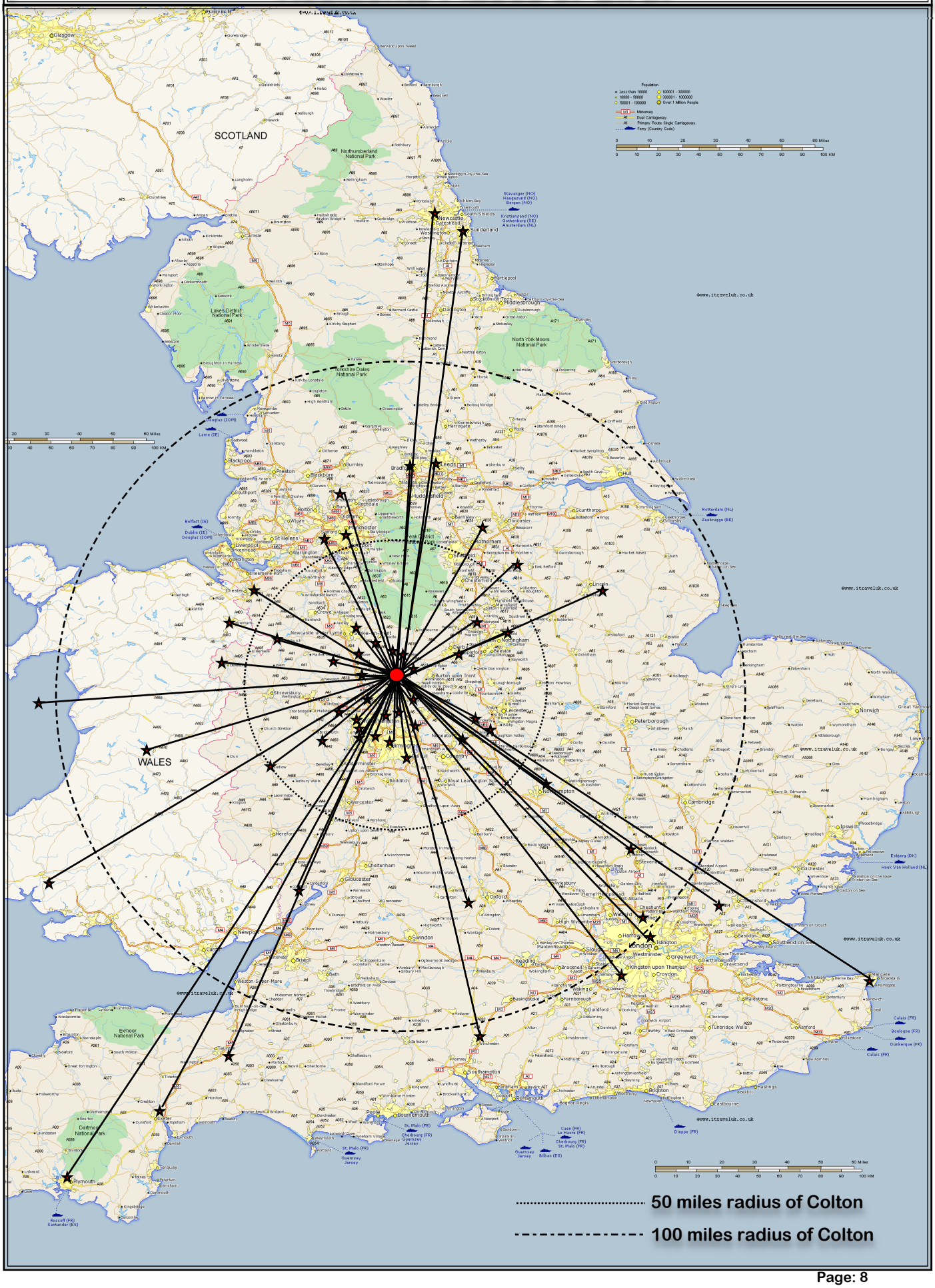

Colton Time Capsule Survey 2009
Places of Birth

Abbots Bromley ST
Bedworth EM
Birmingham (10) WM
Bradford NE
Burton on Trent (15)* ST
Cannock (3) ST
Chester NW
Coleshill WM
Colton (21) ST
Cosford WM
Derby EM
Dudley WM
East Barnet S
Eccles NE
Eccleshall ST
Essex S
Exeter S
Forest of Dean S
Gentleshaw ST
Highley WM
Hill Ridware (2) ST
Hitchen S
Ilkeston EM
Ireland I
Kingston Bagpuize S
Leeds NE
Leek ST
Lichfield (3) ST
Lincoln (2) EM
London (4) S
Ludlow WB
Manchester NW
Markey Bosworth EM
Mexborough NW
Newcastle NE
Newton ST
Northampton EM
Nottingham (2) EM
Oswestry WB
Plymouth S
Ramsbottom NE
Ramsgate S
Rugeley ST
Smethwick WM
Solihull (2) WM
Stafford (10)* ST
Stoke on Trent (5) ST
Stone (4) ST
Stoney Stanton EM
Sunderland NE
Surrey S
Sutton Coldfield (4) WM
Taunton S
Tean ST
Upper Longdon ST
Uttoxeter ST
Wales (4) W
Walsall (8) WM
Whitchurch WB
Winchester S
Wolverhampton (3) WM
Wordsley WM
Worksop EM
Wrexham WB
Yoxall ST

N.B. * denotes birth may have been registered at Stafford or Burton hospital

By Region

EM. East Midlands (11)
I. Ireland (1)
NE. North East (6)
NW. North West (3)
S. South (16)
ST. Staffordshire (72)
W. Wales (4)
WB. Welsh Borders (4)
WM. West Midlands (35)

Colton Time Capsule Survey 2009
Occupations

Accountant (2)
Administrator
Aircraftsman
Architect
Assistant Manager Public House
Audit Clerk
Book Keeper
Builder
Bursar
Carpet Fitter
Charity Administrator
Childcare worker
Cleaner
Company Director (2)
Construction Worker
Dental Technician
Doctor
Electrical Engineer (Retired)
Employment Tribunal Judge
Engineer (Retired)
Financial Advisor
Forester
H.S. Driver
HNS Worker
Horse Riding Instructor
Housewife (3 Retired)
Housewife (4)
Independent Living Officer (Retired)
Information Technology worker (2)
Manager (4)
Matron
Music Promotions
Nurse
Office Manager
Optician (Retired)
Parish Priest
Part Time Lecturer
Plant Operator
Plumber
Police Officer (2)
Quantity Surveyor
Receptionist
School Finance / support officer
School Lunch Supervisor
Secretary (2)
Self Employed Trainer
Service Technician
Stock Control Clerk
Strategic Business Manager
Teacher (3 Retired)
Teacher (8)
Timber Merchant
Transport Supervisor
University Professor
Vicar (Retired)
Warehouseman

Total Occupations 54

Colton Time Capsule Project 2009
Occupations

54 different occupations were recorded by the 22% of Households responding. Had the entire population responded we may well have had over 80 occupations

Compare this with occupations recorded in the 1891 census

1%	Teachers
1%	Blacksmiths
2%	Miners
2%	Publicans
3%	Professionals
4%	Farmers
5%	Own Means
6%	Butchers & Grocers
7%	Brick Makers & Layers, Carpenters, Painters & Masons
9%	Railway Workers
20%	Domestic Service
40%	Labourers; Farm, Road, General, Tanning

The only common descriptions 100 years later are Teachers and Professionals

Colton Time Capsule Project 2009
Method of Travel to Work /School

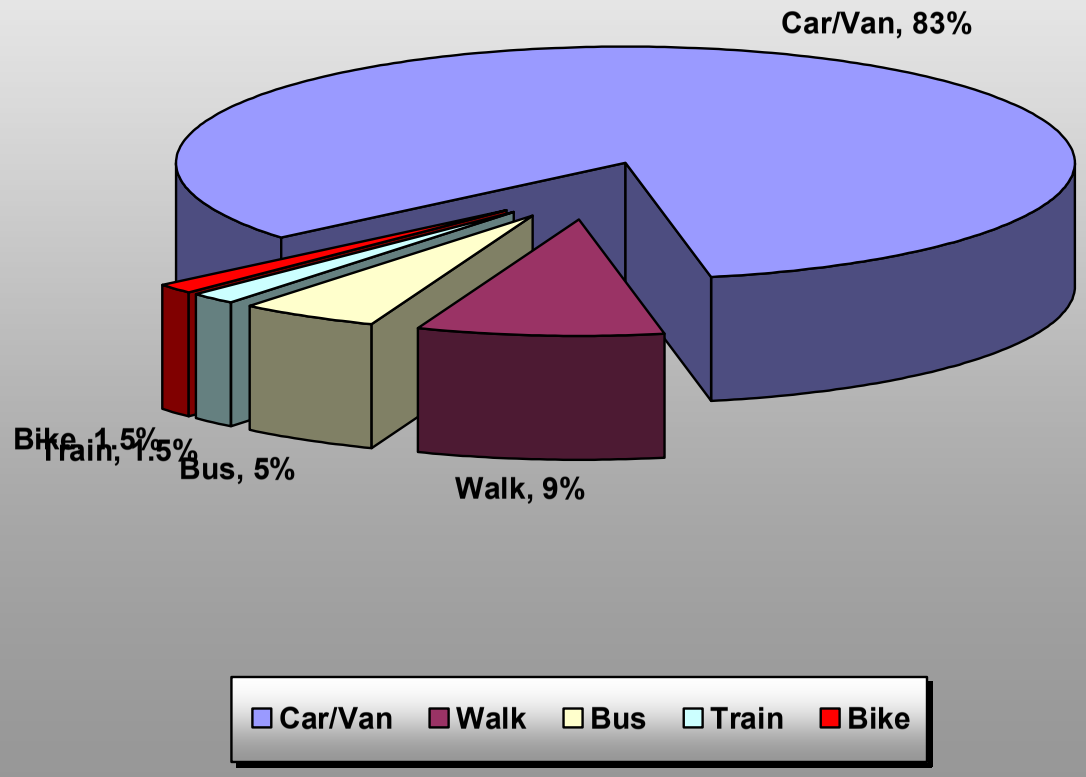

Colton Time Capsule Project 2009
Method of Travel to Work / School

83% of those responding to the survey travel to work or school by car or van

9% of those responding to the survey walk (these are virtually all children walking to school)

5% of those responding to the survey go by bus (again these are all children going to school)

1% of those responding to the survey go by bicycle

1% of those responding to the survey go by train

Clearly the motor car is the dominant form of transport with virtually all villagers travelling out of the village to their place of work / education

Colton Time Capsule Survey 2009

Travel and Time at Colton

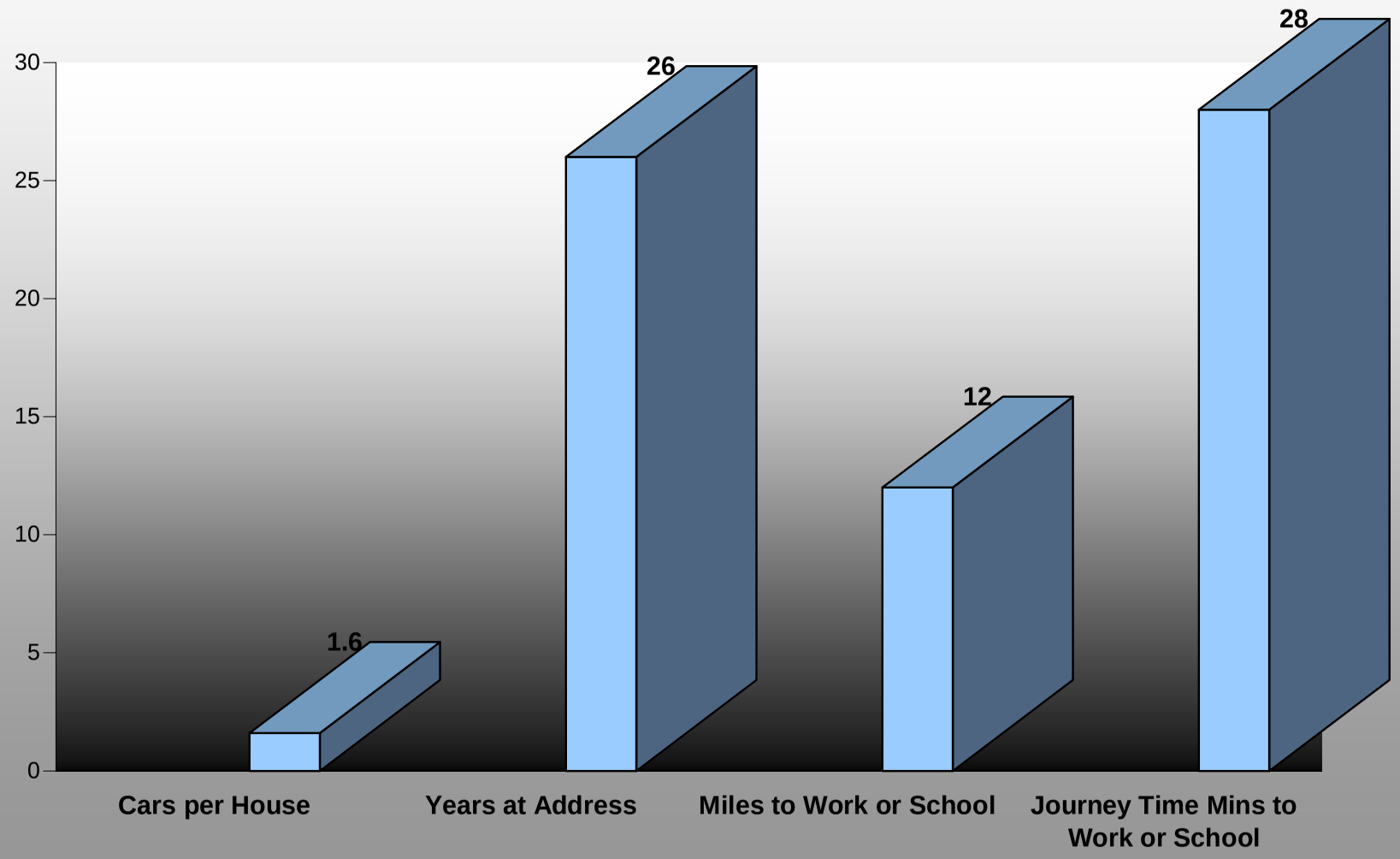

Colton Time Capsule Project 2009
Travel and Time at Colton

1.6 is the average number of cars in the household of those responding to the survey

This compares exactly with the figure of 1.6 cars per household for the village as a whole

26 years is the average number of years lived at the address of the respondents

It is not surprising that villagers with a long association with the village predominate the responses

12 miles is the average journey taken by those responding to work or school

28 minutes is the average time taken to travel by those responding to work or school

Colton Time Capsule Survey 2009
Hobbies and Interests

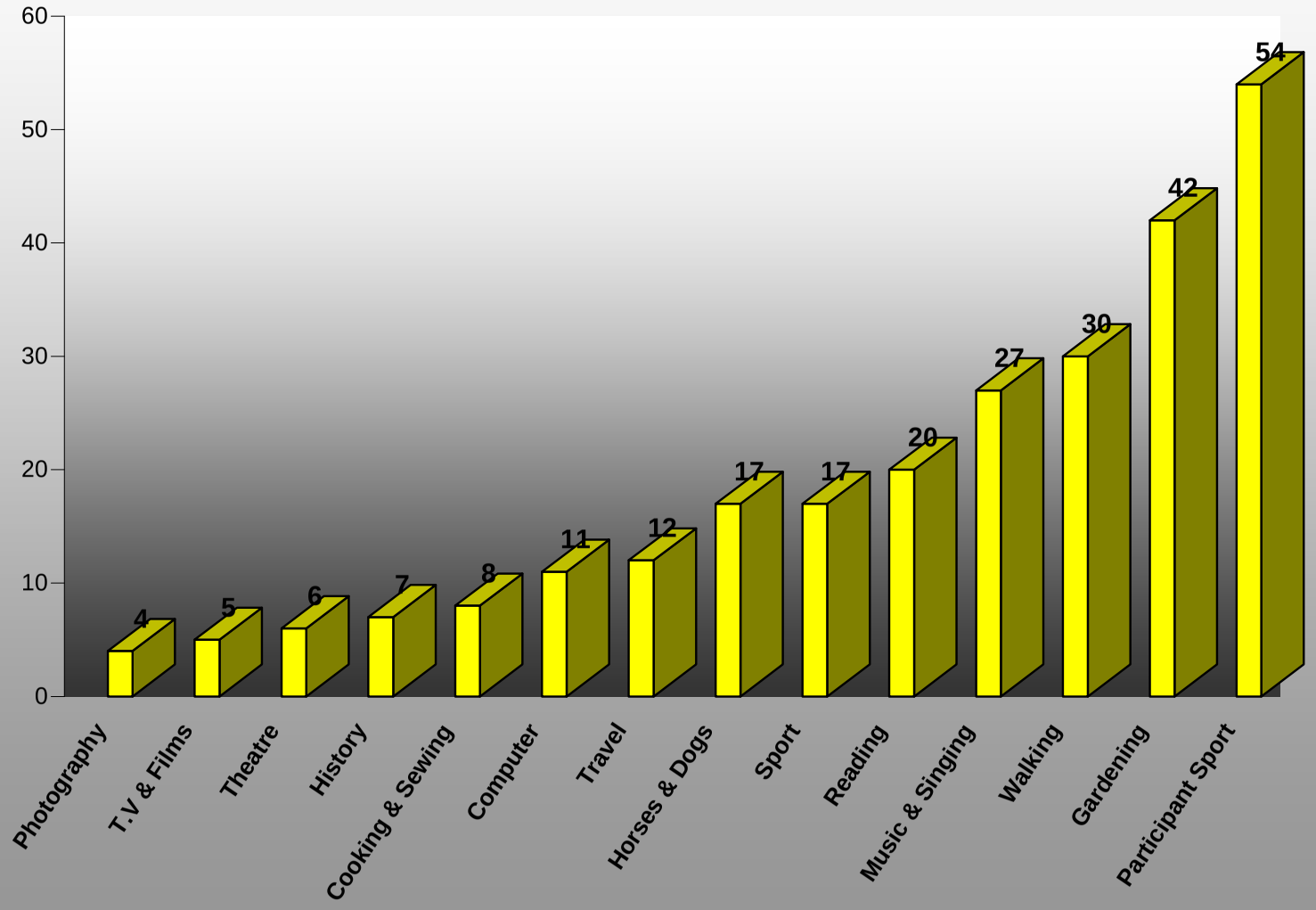

Colton Time Capsule Project 2009
Hobbies and Interests

Those who responded share many and varied interests, the chart list those where four or more have expressed a similar interest. Those interests recorded by less than four respondents are not included in the chart

Below are listed the number of respondents recording an interest

4	Photography
5	Television & Films
6	Theatre
7	History
8	Cooking & Sewing
11	Computer
12	Travel
17	Horses & Dogs
17	Sport
20	Reading
27	Music & Singing
30	Walking
42	Gardening
54	Participant Sports

Colton Time Capsule Survey 2009

Broadband & Satellite Connections

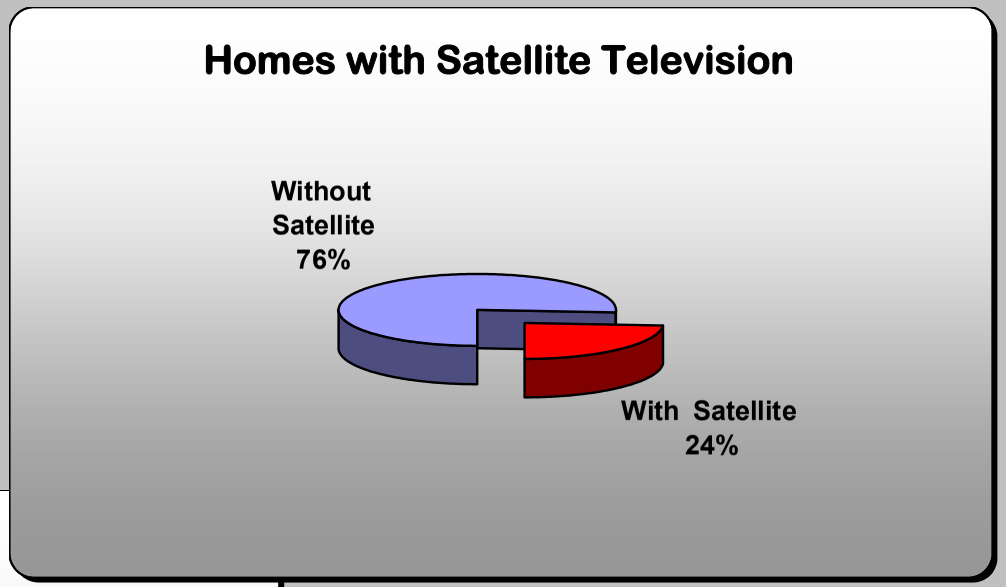

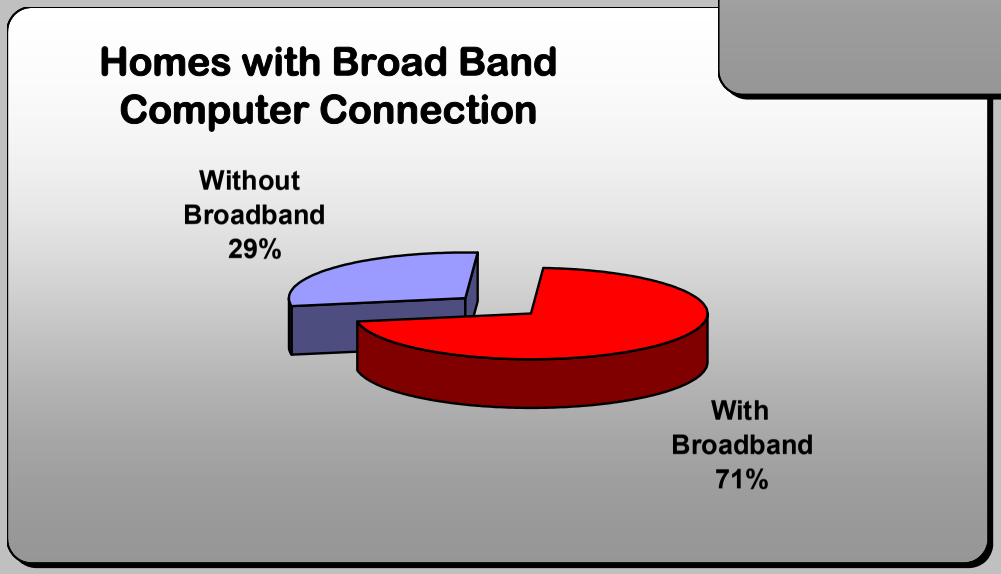

Colton Time Capsule Project 2009
Satellite Television & Broadband Internet

24% of the dwellings that responded receive Satellite Television service

71% of the dwellings that responded receive Broadband Internet connection

58% of all respondents declared an age of > 50 years

With 71% of all respondents receiving Broadband Internet connection

"Silver Surfers" are clearly well represented in Colton.

Colton History Society
Time Capsule Project 2009

Questions & Answers

Q. What is the Capsule going to be made of?

A. A lead casket will be hand made and the contents sealed inside thereby providing the best possible protection for the contents.

Q. How big will the casket be?

A. The size will be determined when we come to a final decision on the contents.

Q. Where will it be buried?

A. We have asked if it can be sited close to the Church and are hopeful to conclude a detailed agreement shortly.

Q. How will future generations know when and where to recover it?

A. It is planned to place plaques in the Village Hall and Church and deposit a written summary with in the archives at Stafford Record Office.

Q. When will it be opened?

A. In one hundred years time 2110.

Q. Why are you creating a Time Capsule?

A. Villagers before us have left a legacy of written and photographic work giving a unique insight to life of earlier generations. We wish to do the same for future generations.

Reprinted for 15th Anniversary Exhibition 2017

www.coltonhistorysociety.org.uk



Analysis of Village Survey
Compiled and produced by Bill Brown
For and on behalf of Colton History Society
© Copyright 2009
Reproduction in any form without prior approval of the Society is strictly forbidden